

ERITECH®

The image displays a variety of electrical products including:

- Cable management systems like ladders, trays, and raceways.
- Connectors and terminal blocks for wire joining.
- Conduit and flexible conduit for cable protection.
- Support hardware such as brackets, straps, and anchors.
- Specialized components like a circular cable clamp and a cable tie-off device.

 The ERITECH logo, featuring a stylized yellow and blue wave with a lightning bolt, is positioned at the bottom center of the page.

[illegible]

ERICO®

Table of Contents

Cable to Cable

PT - Parallel Horizontal Tee	1
SS - Horizontal Splice	1
TA - Horizontal Tee	2
PC - Parallel Tap	3
XB - Lapped Horizontal Splice	3
XA - Horizontal Splice	4
PG - Parallel Horizontal	5

Cable to Ground Rod

GR - Cable to Ground Rod	5
GT - Through Cable to Top of Ground Bar	6
GY - Through Cable to Side of Ground Bar	6

Busbar to Steel Surface

CC - Horizontal on-edge bus run to Vertical Steel Surface	7
CF - Vertical bus runs to Vertical Steel Surface	7
CH - Horizontal bus runs to Horizontal Steel Surface	7

Busbar to Ground Rod

CM - Tee Bar on Edge	8
CN - Elbow Bar on Flat Way	8
CP - Tee Bar on Flat Way	8

Busbar Connections

BA - Horizontal Busbar Connection, on Edge	9
BB - Horizontal Busbar Connection, on Flat Way	9
BM - Tee Busbar Connection, on Flat Way	10
BQ - Tee tap down, Horizontal, on-edge Busbar	10
EB / BG - Flat Busbar Cross Connection and Flat Busbar Parallel Connection	11

Cable to Busbar / Lug

LA - Horizontal Cable to Horizontal Lug	11
LE - Horizontal Cable to Flat Busbar or Lug	12
LJ - Cable to Busbar	12

Cable to Rebar

RT - Parallel Cable to Rebar	13
RC - Horizontal Cable to Vertical Rebar	13

Cable to Steel Surface

HA - Cable to Horizontal Steel	14
HC - Cable to Horizontal Steel	14
VE - Cable up to Vertical Steel, Tap to Steel, Cable Down	15
VF - Cable up to Vertical Steel	15
VG - Cable on Surface	16
VS - Cable to Vertical Steel	16

Cable to Cast Iron

HB - Cable to Horizontal Steel or Cast Iron	17
HA / CA - Cable to Horizontal Steel or Cast Iron Pipe	17

Materials, Tools & Accessories

CADWELD Molds

CADWELD® MULTI

CADWELD MULTI

THE CADWELD® MOULD NUMBERING SYSTEM

The CADWELD Mould Part Number code gives the complete information of the mould ie:

- type of connection, mould price key, and conductor size(s).



EXAMPLES :

TAC-Y6 Y4

- Type TA
- Price Key C
- 120 mm² Run
- 70 mm² Tap

GTC-P143 Y6

- Type GT
- Price Key C
- 14,2 mm Copper Clad Ground Rod
- 120 mm² Tap

SSC-Y4

- Type SS
- Price Key C
- 2 x 70 mm² cables

VSC-Y2 - V76

- Type VS
- Price Key C
- Cable 35 mm²
- Vertical Pipe
- 76 mm Diameter Pipe

WARNING

ERICO products shall be installed and used only as indicated in ERICO's product instruction sheets and training materials. Instruction sheets are available at www.erico.com and from your ERICO customer service representative. Improper installation, misuse, misapplication or other failure to completely follow ERICO's instructions and warnings may cause product malfunction, property damage, serious bodily injury and death.

WARRANTY

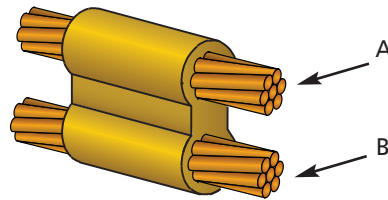
ERICO products are warranted to be free from defects in material and workmanship at the time of shipment. NO OTHER WARRANTY, WHETHER EXPRESS OR IMPLIED (INCLUDING ANY WARRANTY OF MERCHANTABILITY OR FITNESS FOR A PARTICULAR PURPOSE), SHALL EXIST IN CONNECTION WITH THE SALE OR USE OF ANY ERICO PRODUCTS. Claims for errors, shortages, defects or nonconformities ascertainable upon inspection must be made in writing within 5 days after Buyer's receipt of products. All other claims must be made in writing to ERICO within 6 months from the date of shipment or transport. Products claimed to be nonconforming or defective must, upon ERICO's prior written approval in accordance with its standard terms and procedures governing returns, promptly be returned to ERICO for inspection. Claims not made as provided above and within the applicable time period will be barred. ERICO shall in no event be responsible if the products have not been stored or used in accordance with its specifications and recommended procedures. ERICO will, at its option, either repair or replace nonconforming or defective products for which it is responsible or return the purchase price to the Buyer. THE FOREGOING STATES BUYER'S EXCLUSIVE REMEDY FOR ANY BREACH OF ERICO WARRANTY AND FOR ANY CLAIM, WHETHER SOUNDING IN CONTRACT, TORT OR NEGLIGENCE, FOR LOSS OR INJURY CAUSED BY THE SALE OR USE OF ANY PRODUCT.

LIMITATION OF LIABILITY

ERICO excludes all liability except such liability that is directly attributable to the willful or gross negligence of ERICO's employees. Should ERICO be held liable its liability shall in no event exceed the total purchase price under the contract. ERICO SHALL IN NO EVENT BE RESPONSIBLE FOR ANY LOSS OF BUSINESS OR PROFITS, DOWNTIME OR DELAY, LABOR, REPAIR OR MATERIAL COSTS OR ANY SIMILAR OR DISSIMILAR CONSEQUENTIAL LOSS OR DAMAGE INCURRED BY BUYER.

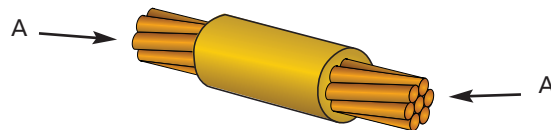


Cable to Cable



PT - Parallel Horizontal Tee


CONDUCTOR A in mm ²	CONDUCTOR B in mm ²	Mould Code	WM Size CADWELD®	WM Size CADWELD® PLUS	Handle Clamp	Sleeve	Scraper Tool	Article Number Mould
10	10	PTC-Y1	45	45PLUSF20	L160	H102	B136A	221268
16	16	PTC-Y2	65	65PLUSF20	L160	H103	B136A	226545
25	25	PTC-Y1	45	45PLUSF20	L160		B136A	221268
35	35	PTC-Y2	65	65PLUSF20	L160		B136A	226545
8 mm solid	8 mm solid	PTC-W6	90	90PLUSF20	L160		B136B	221267
50	50	PTC-Y3	90	90PLUSF20	L160		B136B	221265
50	35	PTC-Y3-Y2	90	90PLUSF20	L160		B136B	221266
10 mm solid	10 mm solid	PTC-W8	115	115PLUSF20	L160		B136B	223617
70	70	PTC-Y4	115	115PLUSF20	L160		B136B	221258
70	50	PTC-Y4-Y3	115	115PLUSF20	L160		B136B	226906
70	35	PTC-Y4-Y2	90	90PLUSF20	L160		B136B	224291
70	25	PTC-Y4-Y1	90	90PLUSF20	L160		B136B	223306
95	95	PTC-Y5	200	200PLUSF20	L160		B136B	221256
95	70	PTC-Y5-Y4	150	150PLUSF20	L160		B136B	224506
95	50	PTC-Y5-Y3	150	150PLUSF20	L160		B136B	221254
95	35	PTC-Y5-Y2	115	115PLUSF20	L160		B136B	230820
120	120	PTC-Y6	250	250PLUSF20	L160		B136B	222115
120	95	PTC-Y6-Y5	200	200PLUSF20	L160		B136B	230049
120	70	PTC-Y6-Y4	150	150PLUSF20	L160		B136B	226788
120	50	PTC-Y6-Y3	150	150PLUSF20	L160		B136B	235509
150	150	PTD-Y7	2 x 150	300PLUSF20	L159		B136B	226433
150	120	PTC-Y7-Y6	250	250PLUSF20	L160		B136B	231431
120	95	PTC-Y7-Y5	200	200PLUSF20	L160		B136B	226221
120	70	PTC-Y7-Y4	150	150PLUSF20	L160		B136B	226222
185	185	PTD-Y8	2 x 150	300PLUSF20	L159		B136B	228064
185	150	PTD-Y8-Y7	2 x 150	300PLUSF20	L159		B136B	239244
185	120	PTC-Y8-Y6	250	250PLUSF20	L160		B136B	223750
185	95	PTC-Y8-Y5	200	200PLUSF20	L160		B136B	233449
240	240	PTD-Y9	2 x 200	400PLUSF20	L159		B136B	221335
240	185	PTD-Y9-Y8	2 x 200	400PLUSF20	L159		B136B	238467
240	150	PTD-Y9-Y7	2 x 150	300PLUSF20	L159		B136B	226220
240	120	PTD-Y9-Y6	250	250PLUSF20	L160		B136B	226807



SS - Horizontal Splice

CONDUCTOR A in mm ²	Mould Code	WM Size CADWELD	WM Size CADWELD PLUS	Handle Clamp	Sleeve	Scraper Tool	Article Number Mould
10	SSC-Y1	32	32PLUSF20	L160	H102	B136A	221004
16	SSC-Y2	32	32PLUSF20	L160	H103	B136A	221006
16	SSC-W3	32	32PLUSF20	L160		B136A	233744
25	SSC-Y1	32	32PLUSF20	L160		B136A	221004
35	SSC-Y2	32	32PLUSF20	L160		B136A	221006
50	SSC-Y3	45	45PLUSF20	L160		B136A	221009
8 mm solid	SSC-W6	45	45PLUSF20	L160		B136A	221008
70	SSC-Y4	65	65PLUSF20	L160		B136A	221021
10 mm solid	SSC-W8	65	65PLUSF20	L160		B136A	221011
95	SSC-Y5	90	90PLUSF20	L160		B136B	221013
120	SSC-Y6	115	115PLUSF20	L160		B136B	221014
150	SSC-Y7	115	115PLUSF20	L160		B136B	221017
185	SSC-Y8	150	150PLUSF20	L160		B136B	221019
240	SSC-Y9	200	200PLUSF20	L160		B136B	221020
300	SSC-Y0	250	250PLUSF20	L160		B136B	222483

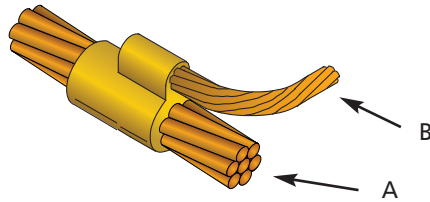
Cable to Cable



TA - Horizontal Tee

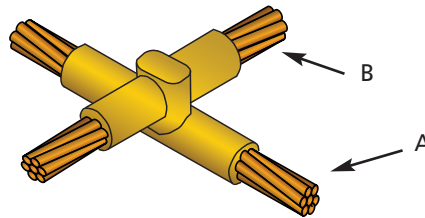
CONDUCTOR A in mm ²	CONDUCTOR B in mm ²	Mould Code	WM Size CADWELD®	WM Size CADWELD® PLUS	Handle Clamp	Sleeve	Scraper Tool	Article Number Mould
10	10	TAC-Y1	32	32PLUSF20	L160	H102	B136A	221025
16	16	TAC-Y2	45	45PLUSF20	L160	H103	B136A	221028
25	25	TAC-Y1	32	32PLUSF20	L160		B136A	221025
35	35	TAC-Y2	45	45PLUSF20	L160		B136A	221028
35	25	TAC-Y2-Y1	45	45PLUSF20	L160		B136A	221063
8 mm solid	8 mm solid	TAC-W6	65	65PLUSF20	L160		B136A	221030
50	50	TAC-Y3	90	90PLUSF20	L160		B136B	222459
50	35	TAC-Y3-Y2	65	65PLUSF20	L160		B136A	221071
50	25	TAC-Y3-Y1	65	65PLUSF20	L160		B136A	221067
10 mm solid	10 mm solid	TAC-W8	90	90PLUSF20	L160		B136B	222361
70	70	TAC-Y4	90	90PLUSF20	L160		B136B	221035
70	50	TAC-Y4-Y3	90	90PLUSF20	L160		B136B	221077
70	35	TAC-Y4-Y2	65	65PLUSF20	L160		B136A	221075
70	25	TAC-Y4-Y1	65	65PLUSF20	L160		B136A	221074
95	95	TAC-Y5	115	115PLUSF20	L160		B136B	222461
95	70	TAC-Y5-Y4	90	90PLUSF20	L160		B136B	221086
95	50	TAC-Y5-Y3	90	90PLUSF20	L160		B136B	221085
95	35	TAC-Y5-Y2	90	90PLUSF20	L160		B136B	221084
95	25	TAC-Y5-Y1	90	90PLUSF20	L160		B136B	221083
120	150	TAC-Y6-Y7	200	200PLUSF20	L160		B136B	230563
120	120	TAC-Y6	150	150PLUSF20	L160		B136B	222463
120	95	TAC-Y6-Y5	150	150PLUSF20	L160		B136B	221095
120	70	TAC-Y6-Y4	90	90PLUSF20	L160		B136B	221094
120	50	TAC-Y6-Y3	90	90PLUSF20	L160		B136B	221093
120	35	TAC-Y6-Y2	90	90PLUSF20	L160		B136B	221092
120	25	TAC-Y6-Y1	90	90PLUSF20	L160		B136B	224902
150	150	TAC-Y7	200	200PLUSF20	L160		B136B	221051
150	120	TAC-Y7-Y6	150	150PLUSF20	L160		B136B	221100
150	95	TAC-Y7-Y5	150	150PLUSF20	L160		B136B	221099
150	70	TAC-Y7-Y4	90	90PLUSF20	L160		B136B	221098
150	50	TAC-Y7-Y3	90	90PLUSF20	L160		B136B	221097
150	35	TAC-Y7-Y2	90	90PLUSF20	L160		B136B	221096
185	185	TAC-Y8	200	200PLUSF20	L160		B136B	221053
185	150	TAC-Y8-Y7	200	200PLUSF20	L160		B136B	221110
185	120	TAC-Y8-Y6	200	200PLUSF20	L160		B136B	221109
185	95	TAC-Y8-Y5	150	150PLUSF20	L160		B136B	221108
185	70	TAC-Y8-Y4	115	115PLUSF20	L160		B136B	221107
185	50	TAC-Y8-Y3	115	115PLUSF20	L160		B136B	221106
185	35	TAC-Y8-Y2	90	90PLUSF20	L160		B136B	221105
240	240	TAC-Y9	2 x 150	300PLUSF20	L160		B136B	221054
240	185	TAC-Y9-Y8	200	200PLUSF20	L160		B136B	221121
240	150	TAC-Y9-Y7	200	200PLUSF20	L160		B136B	221120
240	120	TAC-Y9-Y6	200	200PLUSF20	L160		B136B	221119
240	95	TAC-Y9-Y5	150	150PLUSF20	L160		B136B	221117
240	70	TAC-Y9-Y4	115	115PLUSF20	L160		B136B	221115
240	50	TAC-Y9-Y3	115	115PLUSF20	L160		B136B	221114
240	35	TAC-Y9-Y2	115	115PLUSF20	L160		B136B	221113
300	300	TAD-Y0	2 x 200	400PLUSF20	L159		B136B	221055
300	240	TAD-Y0-Y9	2 x 200	400PLUSF20	L159		B136B	221131
300	185	TAC-Y0-Y8	250	250PLUSF20	L160		B136B	221130
300	150	TAC-Y0-Y7	200	200PLUSF20	L160		B136B	221129
300	120	TAC-Y0-Y6	200	200PLUSF20	L160		B136B	221128
300	95	TAC-Y0-Y5	150	150PLUSF20	L160		B136B	221127
300	70	TAC-Y0-Y4	115	115PLUSF20	L160		B136B	221126

Cable to Cable



PC - Parallel Tap

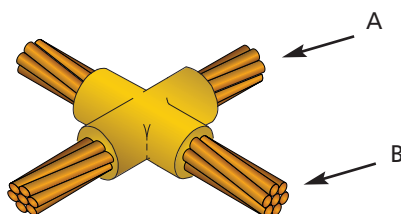
CONDUCTOR A in mm ²	CONDUCTOR B in mm ²	Mould Code	WM Size CADWELD®	WM Size CADWELD® PLUS	Handle Clamp	Sleeve	Scraper Tool	Article Number Mould
10	10	PCC-Y1	45	45PLUSF20	L160	H102	B136A	223550
16	16	PCC-Y2	65	65PLUSF20	L160	H103	B136A	223918
25	25	PCC-Y1	45	45PLUSF20	L160		B136A	223550
35	35	PCC-Y2	65	65PLUSF20	L160		B136A	223918
35	25	PCC-Y2-Y1	65	65PLUSF20	L160		B136A	235741
8 mm solid	8 mm solid	PCC-W6	90	90PLUSF20	L160		B136B	221249
50	50	PCC-Y3	90	90PLUSF20	L160		B136B	222560
50	35	PCC-Y3-Y2	65	65PLUSF20	L160		B136A	226782
50	25	PCC-Y3-Y1	65	65PLUSF20	L160		B136A	223898
10 mm solid	10 mm solid	PCC-W8	115	115PLUSF20	L160		B136B	236832
70	70	PCC-Y4	115	115PLUSF20	L160		B136B	225666
70	50	PCC-Y4-Y3	115	115PLUSF20	L160		B136B	233488
70	35	PCC-Y4-Y2	90	90PLUSF20	L160		B136B	223919
70	25	PCC-Y4-Y1	90	90PLUSF20	L160		B136B	223124
95	95	PCC-Y5	150	150PLUSF20	L160		B136B	228732
95	70	PCC-Y5-Y4	115	115PLUSF20	L160		B136B	231185
95	50	PCC-Y5-Y3	115	115PLUSF20	L160		B136B	224961
95	35	PCC-Y5-Y2	115	115PLUSF20	L160		B136B	227043
120	120	PCC-Y6	200	200PLUSF20	L160		B136B	230199
120	95	PCC-Y6-Y5	200	200PLUSF20	L160		B136B	233740
120	70	PCC-Y6-Y4	150	150PLUSF20	L160		B136B	222020
120	50	PCC-Y6-Y3	115	115PLUSF20	L160		B136B	229882



XB - Lapped Horizontal Splice

CONDUCTOR A in mm ²	CONDUCTOR B in mm ²	Mould Code	WM Size CADWELD	WM Size CADWELD PLUS	Handle Clamp	Scraper Tool	Article Number Mould
25	25	XBC-Y1-Y1	65	65PLUSF20	L160	B136A	240271
35	35	XBC-Y2-Y2	90	90PLUSF20	L160	B136B	230213
50	50	XBC-Y3-Y3	115	115PLUSF20	L160	B136B	230826
70	70	XBQ-Y4-Y4	200	200PLUSF20	L160	B136B	240272
95	95	XBQ-Y5-Y5	250	250PLUSF20	L160	B136B	240273
120	120	XBQ-Y6-Y6	2 x 150	300PLUSF20	L160	B136B	240274
120	150	XBZ-Y6-Y7	2 x 200	400PLUSF20	L159	B136B	239682
150	150	XBZ-Y7-Y7	2 x 200	400PLUSF20	L159	B136B	240276
185	185	XBZ-Y8-Y8	500	500PLUSF20	L159	B136B	240277
240	240	XBZ-Y9-Y9	3 x 250	750PLUSF20	L159	B136B	240278
300	300	XBZ-Y0-Y0	3 x 250	750PLUSF20	L159	B136B	240275

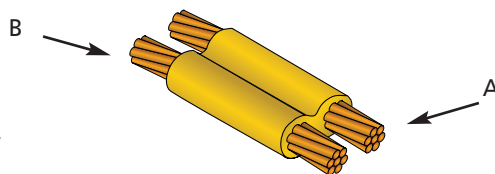
Cable to Cable



XA - Horizontal Splice

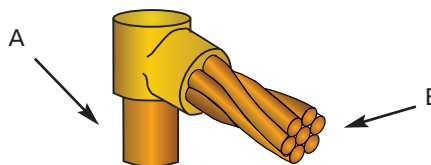
CONDUCTOR A in mm ²	CONDUCTOR B in mm ²	Mould Code	WM Size CADWELD®	WM Size CADWELD® PLUS	Handle Clamp	Sleeve	Scraper Tool	Article Number Mould
10	10	XAC-Y1	45	45PLUSF20	L160	H102	B136A	221135
16	16	XAC-Y2	65	65PLUSF20	L160	H103		221138
25	25	XAC-Y1	45	45PLUSF20	L160		B136A	221135
35	35	XAC-Y2	65	65PLUSF20	L160		B136A	221138
35	25	XAC-Y2-Y1	65	65PLUSF20	L160		B136A	221137
8 mm solid	8 mm solid	XAC-W6	65	65PLUSF20	L160		B136A	221144
50	50	XAC-Y3	90	90PLUSF20	L160		B136B	221142
50	50	XAC-Y3-Y2	90	90PLUSF20	L160		B136B	221141
50	35	XAC-Y3-Y1	90	90PLUSF20	L160		B136B	221140
10 mm solid	10 mm solid	XAC-W8	115	115PLUSF20	L160		B136B	223457
70	70	XAC-Y4	115	115PLUSF20	L160		B136B	221148
70	50	XAC-Y4-Y3	115	115PLUSF20	L160		B136B	221147
70	35	XAC-Y4-Y2	115	115PLUSF20	L160		B136B	221146
70	25	XAC-Y4-Y1	115	115PLUSF20	L160		B136B	221145
95	95	XAC-Y5	150	150PLUSF20	L160		B136B	221153
95	70	XAC-Y5-Y4	150	150PLUSF20	L160		B136B	221152
95	50	XAC-Y5-Y3	115	115PLUSF20	L160		B136B	221151
95	35	XAC-Y5-Y2	115	115PLUSF20	L160		B136B	221150
120	120	XAC-Y6	200	200PLUSF20	L160		B136B	221159
120	95	XAC-Y6-Y5	200	200PLUSF20	L160		B136B	221158
120	70	XAC-Y6-Y4	150	150PLUSF20	L160		B136B	221157
120	50	XAC-Y6-Y3	150	150PLUSF20	L160		B136B	221156
150	150	XAC-Y7	250	250PLUSF20	L160		B136B	221166
150	120	XAC-Y7-Y6	250	250PLUSF20	L160		B136B	221165
120	95	XAC-Y7-Y5	200	200PLUSF20	L160		B136B	221164
120	70	XAC-Y7-Y4	150	150PLUSF20	L160		B136B	221163
185	185	XAC-Y8	2 x 150	300PLUSF20	L160		B136B	221174
185	150	XAC-Y8-Y7	250	250PLUSF20	L160		B136B	221173
185	120	XAC-Y8-Y6	250	250PLUSF20	L160		B136B	221172
185	95	XAC-Y8-Y5	200	200PLUSF20	L160		B136B	221171
240	240	XAD-Y9	500	500PLUSF20	L159		B136B	221183
240	185	XAD-Y9-Y8	2 x 200	400PLUSF20	L159		B136B	221182
240	150	XAD-Y9-Y7	2 x 200	400PLUSF20	L159		B136B	221181
240	120	XAD-Y9-Y6	2 x 150	300PLUSF20	L160		B136B	221180

Cable to Cable ■ Cable to Ground Rod



PG - Parallel Horizontal

CONDUCTOR A in mm ²	CONDUCTOR B in mm ²	Mould Code	WM Size CADWELD®	WM Size CADWELD® PLUS	Handle Clamp	Sleeve	Scraper Tool	Article Number Mould
10	10	PGC-Y1	45	45PLUSF20	L160	H102	B136A	237901
16	16	PGC-Y2	65	65PLUSF20	L160	H103	B136A	232556
25	25	PGC-Y1	45	45PLUSF20	L160		B136A	237901
35	35	PGC-Y2	65	65PLUSF20	L160		B136A	232556
35	25	PGC-Y2-Y1	65	65PLUSF20	L160		B136A	239045
8 mm solid	8 mm solid	PGC-W6	90	90PLUSF20	L160		B136B	221666
50	50	PGC-Y3	90	90PLUSF20	L160		B136B	232648
50	35	PGC-Y3-Y2	90	90PLUSF20	L160		B136B	233149
50	25	PGC-Y3-Y1	90	90PLUSF20	L160		B136B	238182
10 mm solid	10 mm solid	PGC-W8	115	115PLUSF20	L160		B136B	231434
70	70	PGC-Y4	115	115PLUSF20	L160		B136B	231342
70	50	PGC-Y4-Y3	115	115PLUSF20	L160		B136B	237245
70	35	PGC-Y4-Y2	90	90PLUSF20	L160		B136B	237354
70	25	PGC-Y4-Y1	90	90PLUSF20	L160		B136B	236084
95	95	PGC-Y5	150	150PLUSF20	L160		B136B	223943
95	70	PGC-Y5-Y4	150	150PLUSF20	L160		B136B	236996
95	50	PGC-Y5-Y3	150	150PLUSF20	L160		B136B	235849
95	35	PGC-Y5-Y2	115	115PLUSF20	L160		B136B	233342
120	120	PGC-Y6	200	200PLUSF20	L160		B136B	231692
120	95	PGC-Y6-Y5	200	200PLUSF20	L160		B136B	238503
120	70	PGC-Y6-Y4	200	200PLUSF20	L160		B136B	231213
120	50	PGC-Y6-Y3	150	150PLUSF20	L160		B136B	235713
150	150	PGC-Y7	250	250PLUSF20	L160		B136B	236075
150	70	PGC-Y7-Y4	250	250PLUSF20	L160		B136B	239290

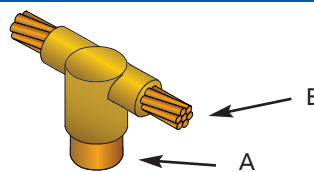


GR - Cable to Ground Rod

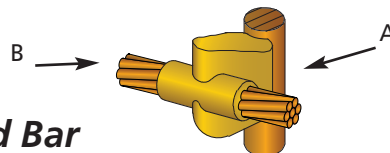
CONDUCTOR A Ø in mm	CONDUCTOR B in mm ²	Mould Code	WM Size CADWELD	WM Size CADWELD PLUS	Handle Clamp	Sleeve	Scraper Tool	Article Number Mould
12.8	16	GRC-P128-Y2	65	65PLUSF20	L160	H103	B136A	239621
12.8	35	GRC-P128-Y2	65	65PLUSF20	L160		B136A	239621
12.8	50	GRC-P128-Y3	65	65PLUSF20	L160		B136A	239302
12.8	70	GRC-P128-Y4	90	90PLUSF20	L160		B136B	239676
12.8	120	GRC-P128-Y6	90	90PLUSF20	L160		B136B	221367
14.2	25	GRC-P143-Y1	65	65PLUSF20	L160		B136A	227747
14.2	35	GRC-P143-Y2	65	65PLUSF20	L160		B136A	226714
14.2	8 mm solid	GRC-P143-W6	90	90PLUSF20	L160		B136B	239338
14.2	50	GRC-P143-Y3	90	90PLUSF20	L160		B136B	226713
14.2	70	GRC-P143-Y4	90	90PLUSF20	L160		B136B	226135
14.2	95	GRC-P143-Y5	90	90PLUSF20	L160		B136B	224176
14.2	120	GRC-P143-Y6	90	90PLUSF20	L160		B136B	233585
14.2	150	GRC-P143-Y7	115	115PLUSF20	L160		B136B	233762
14.2	185	GRC-P143-Y8	150	150PLUSF20	L160		B136B	233350
14.2	240	GRC-P143-Y9	150	150PLUSF20	L160		B136B	233840
17.2	25	GRC-P172-Y1	65	65PLUSF20	L160		B136A	227946
17.2	35	GRC-P172-Y2	65	65PLUSF20	L160		B136A	225433
17.2	50	GRC-P172-Y3	90	90PLUSF20	L160		B136B	226567
17.2	70	GRC-P172-Y4	90	90PLUSF20	L160		B136B	227753
17.2	95	GRC-P172-Y5	90	90PLUSF20	L160		B136B	227315
17.2	120	GRC-P172-Y6	90	90PLUSF20	L160		B136B	227171
17.2	150	GRC-P172-Y7	115	115PLUSF20	L160		B136B	227871
17.2	185	GRC-P172-Y8	115	115PLUSF20	L160		B136B	233853
17.2	240	GRC-P172-Y9	150	150PLUSF20	L160		B136B	228815
17.2	300	GRC-P172-Y0	250	250PLUSF20	L160		B136B	239780

Cable to Ground Rod

GT - Through Cable to Top of Ground Bar



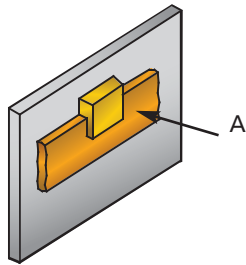
CONDUCTOR A Ø in mm	CONDUCTOR B in mm²	Mould Code	WM Size CADWELD®	WM Size CADWELD® PLUS	Handle Clamp	Scraper Tool	Article Number Mould
12.8	25	GTC-P128-Y1	90	90PLUSF20	L160	B136B	239921
12.8	35	GTC-P128-Y2	90	90PLUSF20	L160	B136B	221494
12.8	8 mm solid	GTC-P128-W6	90	90PLUSF20	L160	B136B	221492
12.8	50	GTC-P128-Y3	90	90PLUSF20	L160	B136B	221503
12.8	70	GTC-P128-Y4	90	90PLUSF20	L160	B136B	221522
12.8	95	GTC-P128-Y5	115	115PLUSF20	L160	B136B	221521
12.8	120	GTC-P128-Y6	150	150PLUSF20	L160	B136B	221520
14.2	25	GTC-P143-Y1	90	90PLUSF20	L160	B136B	233901
14.2	35	GTC-P143-Y2	90	90PLUSF20	L160	B136B	229737
14.2	8 mm solid	GTC-P143-W6	90	90PLUSF20	L160	B136B	239339
14.2	50	GTC-P143-Y3	90	90PLUSF20	L160	B136B	225814
14.2	70	GTC-P143-Y4	115	115PLUSF20	L160	B136B	232996
14.2	95	GTC-P143-Y5	115	115PLUSF20	L160	B136B	223520
14.2	120	GTC-P143-Y6	150	150PLUSF20	L160	B136B	223089
14.2	150	GTC-P143-Y7	200	200PLUSF20	L160	B136B	232877
14.2	185	GTC-P143-Y8	200	200PLUSF20	L160	B136B	226435
14.2	240	GTC-P143-Y9	250	250PLUSF20	L160	B136B	230917
14.2	300	GTC-P143-Y0	250	250PLUSF20	L160	B136B	230168
17.2	25	GTC-P172-Y1	90	90PLUSF20	L160	B136B	228682
17.2	35	GTC-P172-Y2	90	90PLUSF20	L160	B136B	226670
17.2	8 mm solid	GTC-P172-W6	115	115PLUSF20	L160	B136B	227310
17.2	50	GTC-P172-Y3	115	115PLUSF20	L160	B136B	226083
17.2	70	GTC-P172-Y4	115	115PLUSF20	L160	B136B	227687
17.2	95	GTC-P172-Y5	115	115PLUSF20	L160	B136B	227549
17.2	120	GTC-P172-Y6	115	115PLUSF20	L160	B136B	226843
17.2	150	GTC-P172-Y7	200	200PLUSF20	L160	B136B	225918
17.2	185	GTC-P172-Y8	250	250PLUSF20	L160	B136B	238329
17.2	240	GTC-P172-Y9	250	250PLUSF20	L160	B136B	228814
17.2	300	GTD-P172-Y0	2 x 150	300PLUSF20	L159	B136B	237250



GY - Through Cable to Side of Ground Bar

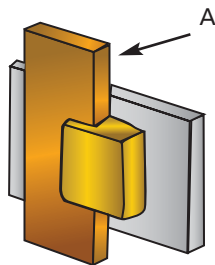
CONDUCTOR A Ø in mm	CONDUCTOR B in mm²	Mould Code	WM Size CADWELD	WM Size CADWELD PLUS	Handle Clamp	Scraper Tool	Article Number Mould
12.8	95	GYE-P128-Y5	115	115PLUSF20	L160 + M32	B136B	237218
14.2	25	GYE-P143-Y1	90	90PLUSF20	L160 + M32	B136B	236533
14.2	35	GYE-P143-Y2	90	90PLUSF20	L160 + M32	B136B	238504
14.2	50	GYE-P143-Y3	115	115PLUSF20	L160 + M32	B136B	227108
14.2	70	GYE-P143-Y4	115	115PLUSF20	L160 + M32	B136B	239392
14.2	95	GYE-P143-Y5	115	115PLUSF20	L160 + M32	B136B	233902
14.2	120	GYE-P143-Y6	115	115PLUSF20	L160 + M32	B136B	230861
14.2	150	GYE-P143-Y7	150	150PLUSF20	L160 + M32	B136B	232908
14.2	185	GYE-P143-Y8	250	250PLUSF20	L160 + M32	B136B	235048
14.2	240	GYJ-P143-Y9	2 x 200	400PLUSF20	L159 + M48	B136B	236038
17.2	35	GYE-P172-Y2	90	90PLUSF20	L160 + M32	B136B	235601
17.2	50	GYE-P172-Y3	115	115PLUSF20	L160 + M32	B136B	226844
17.2	70	GYE-P172-Y4	115	115PLUSF20	L160 + M32	B136B	230888
17.2	95	GYE-P172-Y5	150	150PLUSF20	L160 + M32	B136B	238837
17.2	120	GYE-P172-Y6	200	200PLUSF20	L160 + M32	B136B	229971
17.2	150	GYE-P172-Y7	250	250PLUSF20	L160 + M32	B136B	225919
17.2	185	GYJ-P172-Y8	2 x 200	400PLUSF20	L159 + M48	B136B	235369
17.2	240	GYJ-P172-Y9	500	500PLUSF20	L159 + M48	B136B	229972
17.2	300	GYJ-P172-Y0	500	500PLUSF20	L159 + M48	B136B	239056

Busbar to Steel Surface



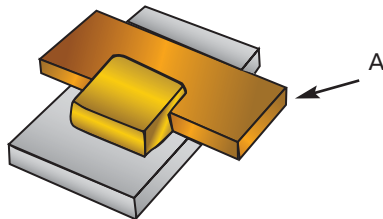
CC - Horizontal on-edge bus run to Vertical Steel Surface

CONDUCTOR A in mm	Mould Code	WM Size CADWELD®	WM Size CADWELD® PLUS	Handle Clamp	Scraper Tool	Article Number Mould
2 x 30	CCP-BAK	90	90PLUSF20	L161	B136B	234734



CF - Vertical bus run to Vertical Steel Surface

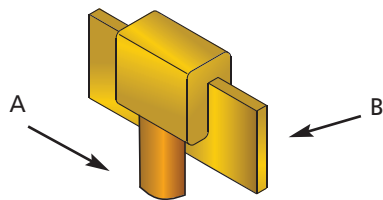
CONDUCTOR A in mm	Mould Code	WM Size CADWELD®	WM Size CADWELD® PLUS	Handle Clamp	Scraper Tool	Article Number Mould
2 x 30	CFP-BAK	65	65PLUSF20	L161	B136A	232003



CH - Horizontal bus run to Horizontal Steel Surface

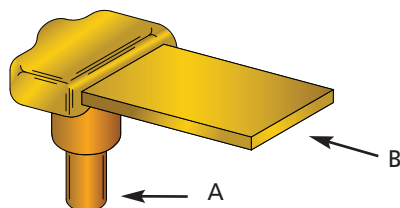
CONDUCTOR A in mm	Mould Code	WM Size CADWELD®	WM Size CADWELD® PLUS	Handle Clamp	Scraper Tool	Article Number Mould
2 x 30	CHP-BAK	90	90PLUSF20	L161	B136B	234733

Busbar to Ground Rod



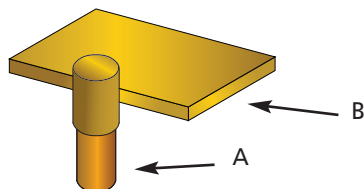
CM - Tee Bar on Edge

CONDUCTOR A Ø in mm	CONDUCTOR B in mm	Mould Code	WM Size CADWELD®	WM Size CADWELD® PLUS	Handle Clamp	Scraper Tool	Article Number Mould
12.8	3 x 25	CMC-P128-CAJ	90	90PLUSF20	L160	B136B	239672
12.8	3 x 50	CMC-P128-CAM	250	250PLUSF20	L160	B136B	239673
14.2	2 x 30	CMC-P143-BAK	115	115PLUSF20	L160	B136B	234360
14.2	3 x 25	CMC-P143-CAJ	90	90PLUSF20	L160	B136B	232995
14.2	5 x 50	CMC-P143-FAM	200	200PLUSF20	L160	B136B	226592
14.2	6 x 30	CMC-P143-PAK	150	150PLUSF20	L160	B136B	239792
14.2	6 x 50	CMC-P143-PAM	200	200PLUSF20	L160	B136B	236731
17.2	3 x 20	CMC-P172-CAH	150	150PLUSF20	L160	B136B	233237
17.2	3 x 25	CMC-P172-CAJ	150	150PLUSF20	L160	B136B	233924
17.2	3 x 30	CMC-P172-CAK	200	200PLUSF20	L160	B136B	233872
17.2	3 x 40	CMC-P172-CAL	200	200PLUSF20	L160	B136B	233439
17.2	6 x 30	CMC-P172-PAK	150	150PLUSF20	L160	B136B	239129



CN - Elbow Bar on Flat Way

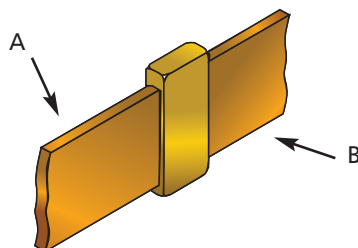
CONDUCTOR A Ø in mm	CONDUCTOR B in mm ²	Mould Code	WM Size CADWELD®	WM Size CADWELD® PLUS	Handle Clamp	Scraper Tool	Article Number Mould
12.8	2 x 30	CNC-P128-BAK	90	90PLUSF20	L160	B136B	240096
12.8	3 x 25	CNC-P128-CAJ	90	90PLUSF20	L160	B136B	238903
12.8	3 x 50	CNC-P128-CAM	90	90PLUSF20	L160	B136B	223128
14.2	3 x 20	CNC-P143-CAH	90	90PLUSF20	L160	B136B	239631
14.2	3 x 25	CNC-P143-CAJ	90	90PLUSF20	L160	B136B	236885
14.2	3 x 50	CNC-P143-CAM	90	90PLUSF20	L160	B136B	236738
14.2	5 x 50	CNC-P143-FAM	200	200PLUSF20	L160	B136B	236482
17.2	5 x 40	CNC-P172-FAL	200	200PLUSF20	L160	B136B	239270
17.2	6 x 50	CND-P172-PAM	2 x 150	300PLUSF20	L159	B136B	236586



CP - Tee Bar on Flat Way

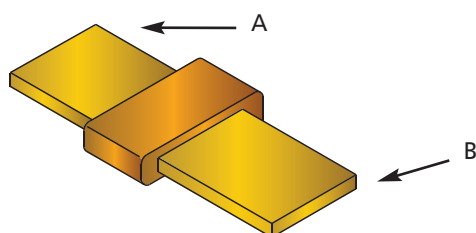
GROUND ROD A Ø in mm	CONDUCTOR B in mm ²	Mould Code	WM Size CADWELD	WM Size CADWELD PLUS	Handle Clamp	Scraper Tool	Article Number Mould
14.3	2 x 30	CPP-P143-BAK	90	90PLUSF20	L161	B136B	234735
17.2	2 x 30	CPP-P172-BAK	90	90PLUSF20	L161	B136B	239694

Busbar Connections



BA - Horizontal Busbar Connection, on Edge

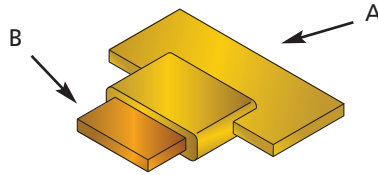
CONDUCTOR A in mm	CONDUCTOR B in mm	Mould Code	WM Size CADWELD®	WM Size CADWELD® PLUS	Handle Clamp	Scraper Tool	Article Number Mould
3 x 25	3 x 25	BAC-CAJ	65	65PLUSF20	L160	B136A	223521
4 x 25	4 x 25	BAC-EAJ	90	90PLUSF20	L160	B136B	226889
2 x 30	2 x 30	BAC-BAK	65	65PLUSF20	L160	B136A	222120
3 x 30	3 x 30	BAC-CAK	90	90PLUSF20	L160	B136B	223113
4 x 30	4 x 30	BAC-EAK	115	115PLUSF20	L160	B136B	221219
5 x 30	5 x 30	BAC-FAK	115	115PLUSF20	L160	B136B	221215
3 x 40	3 x 40	BAC-CAL	115	115PLUSF20	L160	B136B	223493
4 x 40	4 x 40	BAC-EAL	150	150PLUSF20	L160	B136B	223359
5 x 40	5 x 40	BAC-FAL	150	150PLUSF20	L160	B136B	222910
6 x 40	6 x 40	BAC-PAL	200	200PLUSF20	L160	B136B	224835
5 x 50	5 x 50	BAC-FAM	250	250PLUSF20	L160	B136B	225744
6 x 50	6 x 50	BAC-PAM	250	250PLUSF20	L160	B136B	221234
6 x 60	6 x 60	BAC-PAN	250	250PLUSF20	L160	B136B	228188



BB - Horizontal Busbar Connection, on Flat Way

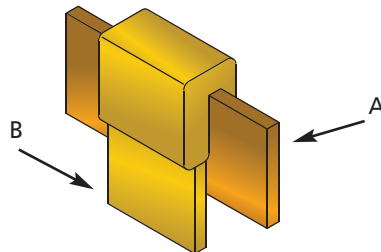
CONDUCTOR A in mm	CONDUCTOR B in mm	Mould Code	WM Size CADWELD	WM Size CADWELD PLUS	Handle Clamp	Scraper Tool	Article Number Mould
3 x 25	3 x 25	BBC-CAJ	65	65PLUSF20	L160	B136A	221639
4 x 25	4 x 25	BBC-EAJ	90	90PLUSF20	L160	B136B	228274
5 x 25	5 x 25	BBC-FAJ	90	90PLUSF20	L160	B136B	222399
2 x 30	2 x 30	BBC-BAK	65	65PLUSF20	L160	B136A	221640
3 x 30	3 x 30	BBC-CAK	65	65PLUSF20	L160	B136A	221638
4 x 30	4 x 30	BBC-EAK	90	90PLUSF20	L160	B136B	221643
5 x 30	5 x 30	BBC-FAK	115	115PLUSF20	L160	B136B	221642
3 x 40	3 x 40	BBC-CAL	90	90PLUSF20	L160	B136B	221645
4 x 40	4 x 40	BBC-EAL	115	115PLUSF20	L160	B136B	222865
5 x 40	5 x 40	BBC-FAL	150	150PLUSF20	L160	B136B	221637
6 x 40	6 x 40	BBC-PAL	200	200PLUSF20	L160	B136B	224831
5 x 50	5 x 50	BBC-FAM	200	200PLUSF20	L160	B136B	224833
6 x 50	6 x 50	BBD-PAM	250	250PLUSF20	L159	B136B	226498
6 x 60	6 x 60	BBD-PAN	2 x 150	300PLUSF20	L159	B136B	240029

Busbar Connections



BM - Tee Busbar Connection, on Flat Way

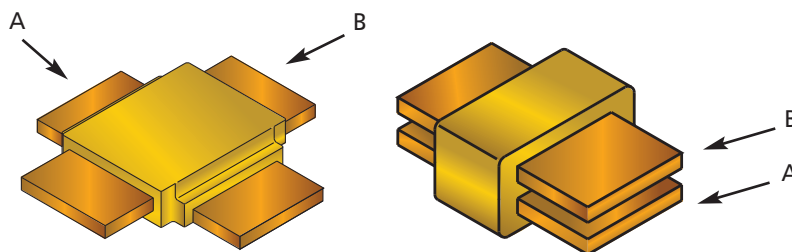
CONDUCTOR A in mm	CONDUCTOR B in mm	Mould Code	WM Size CADWELD®	WM Size CADWELD® PLUS	Handle Clamp	Scraper Tool	Article Number Mould
3 x 25	3 x 25	BMC-CAJ	65	65PLUSF20	L160	B136A	224557
4 x 25	4 x 25	BMC-EAJ	90	90PLUSF20	L160	B136B	225287
5 x 25	5 x 25	BMC-FAJ	90	90PLUSF20	L160	B136B	222119
2 x 30	2 x 30	BMC-BAK	65	65PLUSF20	L160	B136A	224387
3 x 30	3 x 30	BMC-CAK	65	65PLUSF20	L160	B136A	224572
4 x 40	4 x 40	BMC-EAK	90	90PLUSF20	L160	B136B	221707
5 x 30	5 x 30	BMC-FAK	115	115PLUSF20	L160	B136B	221701
3 x 40	3 x 40	BMC-CAL	90	90PLUSF20	L160	B136B	221706
4 x 40	4 x 40	BMC-EAL	115	115PLUSF20	L160	B136B	227423
5 x 40	5 x 40	BMC-FAL	150	150PLUSF20	L160	B136B	221696
6 x 40	6 x 40	BMC-PAL	200	200PLUSF20	L160	B136B	228107
5 x 50	5 x 50	BMD-FAM	200	200PLUSF20	L159	B136B	226839
6 x 50	6 x 50	BMD-PAM	250	250PLUSF20	L159	B136B	226443
8 x 50	8 x 50	BMD-GAM	2 x 150	300PLUSF20	L159	B136B	226909
6 x 60	6 x 60	BMD-PAN	2 x 150	300PLUSF20	L159	B136B	240258



BQ - Tee Tap Down - Horizontal, on-edge Busbar

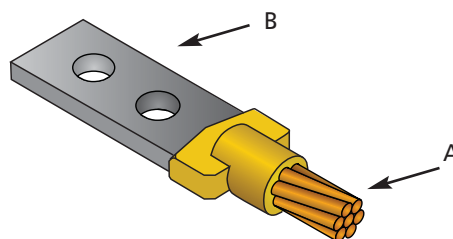
CONDUCTOR A in mm	CONDUCTOR B in mm	Mould Code	WM Size CADWELD	WM Size CADWELD PLUS	Handle Clamp	Scraper Tool	Article Number Mould
3 x 25	3 x 25	BQC-CAJ	90	90PLUSF20	L160	B136B	228210
4 x 25	4 x 25	BQC-EAJ	90	90PLUSF20	L160	B136B	223082
2 x 30	2 x 30	BQC-BAK	65	65PLUSF20	L160	B136A	230571
3 x 40	3 x 40	BQC-CAL	115	115PLUSF20	L160	B136B	228870
4 x 40	4 x 40	BQC-EAL	150	150PLUSF20	L160	B136B	236677
5 x 40	5 x 40	BQC-FAL	150	150PLUSF20	L160	B136B	222953
6 x 40	6 x 40	BQC-PAL	250	250PLUSF20	L160	B136B	239087
5 x 50	5 x 50	BQC-FAM	250	250PLUSF20	L160	B136B	225747
6 x 50	6 x 50	BQC-PAM	250	250PLUSF20	L160	B136B	228457
6 x 60	6 x 60	BQD-PAN	2 x 200	400PLUSF20	L159	B136B	240259

Busbar Connections ■ Cable to Busbar/Lug



EB - BG - Flat Busbar Cross Connection and Flat Busbar Parallel Connection

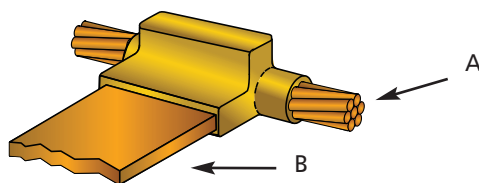
CONDUCTOR A in mm	CONDUCTOR B in mm	Mould Code	WM Size CADWELD®	WM Size CADWELD® PLUS	Handle Clamp	Scraper Tool	Article Number Mould
2 x 30	2 x 30	EB-BGP-BAK	90	90PLUSF20	L161	B136B	234398



LA - Horizontal Cable to Horizontal Lug

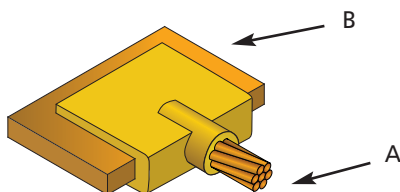
CONDUCTOR A in mm²	CONDUCTOR B in mm	Mould Code	WM Size CADWELD	WM Size CADWELD PLUS	Handle Clamp	Sleeve	Scraper Tool	Article Number Mould
10	2 x 20	LAC-Y1-BAH	32	32PLUSF20	L160	H102	B136A	224800
16	2 x 20	LAC-Y2-BAH	32	32PLUSF20	L160	H103	B136A	224150
25	2 x 20	LAC-Y1-BAH	32	32PLUSF20	L160		B136A	224800
35	2 x 20	LAC-Y2-BAH	32	32PLUSF20	L160		B136A	224150
50	2 x 25	LAC-Y3-BAJ	45	45PLUSF20	L160		B136A	222122
50	3 x 25	LAC-Y3-CAJ	65	65PLUSF20	L160		B136A	221455
8 mm solid	3 x 25	LAC-W6-CAJ	45	45PLUSF20	L160		B136A	221457
70	3 x 25	LAC-Y4-CAJ	65	65PLUSF20	L160		B136A	221449
70	4 x 25	LAC-Y4-EAJ	90	90PLUSF20	L160		B136A	226114
95	4 x 25	LAC-Y5-FAJ	90	90PLUSF20	L160		B136B	225189
95	5 x 25	LAC-Y5-FAJ	90	90PLUSF20	L160		B136B	221442
120	5 x 25	LAC-Y6-FAJ	90	90PLUSF20	L160		B136B	223872
120	5 x 30	LAC-Y6-FAK	115	115PLUSF20	L160		B136B	225923
150	5 x 30	LAC-Y7-FAK	115	115PLUSF20	L160		B136B	224947
150	5 x 40	LAC-Y7-FAL	90	90PLUSF20	L160		B136B	240371
185	5 x 40	LAC-Y8-FAL	150	150PLUSF20	L160		B136B	225299
185	5 x 50	LAC-Y8-FAM	200	200PLUSF20	L160		B136B	227270
240	6 x 50	LAC-Y9-PAM	200	200PLUSF20	L160		B136B	240339
300	6 x 50	LAD-Y0-PAM	2 x 150	300PLUSF20	L159		B136B	223166

Cable to Busbar/Lug



LE - Horizontal Cable to Flat Busbar or Lug

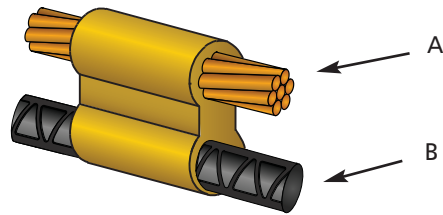
CONDUCTOR A in mm ²	CONDUCTOR B in mm	Mould Code	WM Size CADWELD®	WM Size CADWELD® PLUS	Handle Clamp	Scraper Tool	Article Number Mould
8 mm solid	3 x 25	LEC-W6-CAJ	65	65PLUSF20	L160	B136A	238991
70	3 x 25	LEC-Y4-CAJ	90	90PLUSF20	L160	B136B	231112
70	4 x 25	LEC-Y4-EAJ	115	115PLUSF20	L160	B136B	232173
120	5 x 25	LEC-Y6-FAJ	150	150PLUSF20	L160	B136B	238925
120	5 x 30	LEC-Y6-FAK	200	200PLUSF20	L160	B136B	225394
150	5 x 30	LEC-Y7-FAK	200	200PLUSF20	L160	B136B	240203
185	5 x 40	LEC-Y8-FAL	250	250PLUSF20	L160	B136B	225393
240	5 x 50	LED-Y9-FAM	2 x 150	300PLUSF20	L159	B136B	232605
300	6 x 50	LED-Y0-PAM	2 x 250	500PLUSF20	L159	B136B	221046



LJ - Cable to Bus Bar

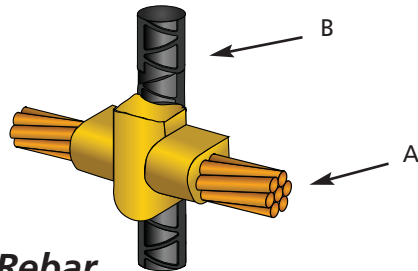
CONDUCTOR A in mm ²	CONDUCTOR B in mm	Mould Code	WM Size CADWELD	WM Size CADWELD PLUS	Handle Clamp	Scraper Tool	Article Number Mould
50	3 x 25	LJC-Y3-CAJ	45	45PLUSF20	L160	B136A	226748
70	3 x 25	LJC-Y4-CAJ	65	65PLUSF20	L160	B136A	224553
70	4 x 25	LJC-Y4-EAJ	90	90PLUSF20	L160	B136A	232420
95	4 x 25	LJC-Y5-EAJ	90	90PLUSF20	L160	B136B	227964
120	5 x 25	LJC-Y6-FAJ	115	115PLUSF20	L160	B136B	236524
120	5 x 30	LJC-Y6-FAK	115	115PLUSF20	L160	B136B	221655
150	5 x 30	LJC-Y7-FAK	115	115PLUSF20	L160	B136B	239575
185	5 x 50	LJC-Y8-FAM	150	150PLUSF20	L160	B136B	226840
240	6 x 50	LJC-Y9-PAM	250	250PLUSF20	L160	B136B	236269
300	6 x 50	LJD-Y0-PAM	2 x 150	300PLUSF20	L159	B136B	227966

Cable to Rebar



RT - Parallel Cable to Rebar

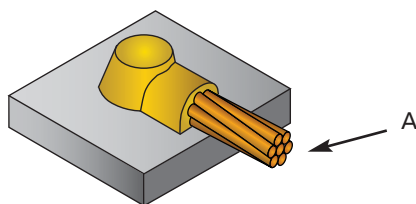
CONDUCTOR A in mm ²	REBAR B in mm	Mould Code	WM Size CADWELD®	WM Size CADWELD® PLUS	Handle Clamp	Batting	Scraper Tool	Article Number Mould
25	20 to 40	RTP-Y1	45	45PLUSF20	SMK21	S2904B	B136A	234441
35	20 to 40	RTP-Y2	45	45PLUSF20	SMK21	S2904B	B136A	234444
50	20 to 40	RTP-Y3	90	90PLUSF20	SMK21	S2904B	B136B	234445
70	20 to 40	RTP-Y4	90	90PLUSF20	SMK21	S2904B	B136B	234447
95	20 to 40	RTP-Y5	90	90PLUSF20	SMK21	S2904A	B136B	234453
120	20 to 40	RTP-Y6	115	115PLUSF20	SMK21	S2904A	B136B	234454



RC - Horizontal Cable to Vertical Rebar

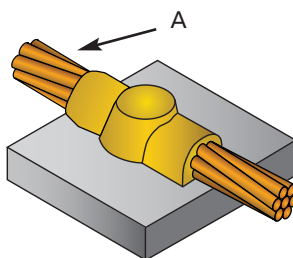
CONDUCTOR A in mm ²	REBAR B in mm	Mould Code	WM Size CADWELD	WM Size CADWELD PLUS	Handle Clamp	Batting	Scraper Tool	Article Number Mould
25	20 to 40	RCP-Y1	45	45PLUSF20	L161A	S2904B	B136A	234581
35	20 to 40	RCP-Y3	65	65PLUSF20	L161A	S2904B	B136A	234582
50	20 to 40	RCP-Y2	45	45PLUSF20	L161A	S2904B	B136A	234585
70	20 to 40	RCP-Y4	90	90PLUSF20	L161A	S2904B	B136B	234588
95	20 to 40	RCP-Y5	90	90PLUSF20	L161A	S2904B	B136B	234592
120	20 to 40	RCP-Y6	90	90PLUSF20	L161A	S2904C	B136B	234593

Cable to Steel Surface



HA - Cable to Horizontal Steel

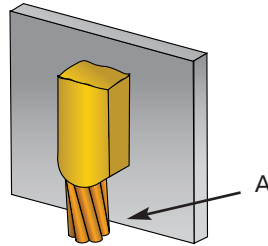
CONDUCTOR A in mm ²	Mould Code	WM Size CADWELD®	WM Size CADWELD® PLUS	Handle Clamp	Sleeve	Scraper Tool	Article Number Mould
10	HAA-Y1	45	45PLUSF20	M129	H102	B136A	221609
16	HAA-Y2	45	45PLUSF20	M129	H103	B136A	221607
25	HAA-Y1	45	45PLUSF20	M129		B136A	221609
35	HAA-Y2	45	45PLUSF20	M129		B136A	221607
50	HAA-Y3	45	45PLUSF20	M129		B136A	221603
8 mm solid	HAA-W6	45	45PLUSF20	M129		B136A	221605
70	HAA-Y4	65	65PLUSF20	M129		B136A	221534
10 mm solid	HAA-W8	65	65PLUSF20	M129		B136A	221602
120	HAC-Y6	115	115PLUSF20	L160		B136B	221532
150	HAC-Y7	150	150PLUSF20	L160		B136B	225619
185	HAC-Y8	200	200PLUSF20	L160		B136B	221530
240	HAC-Y9	200	200PLUSF20	L160		B136B	221529
300	HAC-Y0	250	250PLUSF20	L160		B136B	225384



HC - Cable to Horizontal Steel

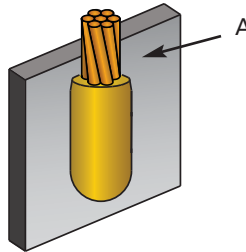
CONDUCTOR A in mm ²	Mould Code	WM Size CADWELD	WM Size CADWELD PLUS	Handle Clamp	Sleeve	Scraper Tool	Article Number Mould
10	HCA-Y1	45	45PLUSF20	M129	H102	B136A	224548
16	HCA-Y2	45	45PLUSF20	M129	H103	B136A	227537
25	HCA-Y1	45	45PLUSF20	M129		B136A	224548
35	HCA-Y2	45	45PLUSF20	M129		B136A	227537
50	HCA-Y3	65	65PLUSF20	M129		B136A	237004
8 mm solid	HCC-W6	90	90PLUSF20	L160		B136B	233354
70	HCC-Y4	115	115PLUSF20	L160		B136B	221279
95	HCC-Y5	115	115PLUSF20	L160		B136B	221278
120	HCC-Y6	150	150PLUSF20	L160		B136B	221277
150	HCC-Y7	200	200PLUSF20	L160		B136B	221276

Cable to Steel Surface



VE - Cable up to Vertical Steel, Tap to Steel, Cable Down

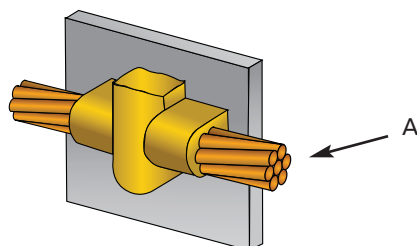
CONDUCTOR A in mm ²	Mould Code	WM Size CADWELD®	WM Size CADWELD® PLUS	Handle Clamp	Sleeve	Scraper Tool	Article Number Mould
10	VEC-Y1	45	45PLUSF20	L160	H102	B136A	224075
16	VEC-Y2	45	45PLUSF20	L160	H103	B136A	221623
25	VEC-Y1	45	45PLUSF20	L160		B136A	224075
35	VEC-Y2	45	45PLUSF20	L160		B136A	221623
50	VEC-Y3	65	65PLUSF20	L160		B136A	222376
8 mm solid	VEC-W6	90	90PLUSF20	L160		B136B	223370
70	VEC-Y4	90	90PLUSF20	L160		B136B	221620
95	VEC-Y5	115	115PLUSF20	L160		B136B	222516
120	VEC-Y6	115	115PLUSF20	L160		B136B	224827
150	VEC-Y7	150	150PLUSF20	L160		B136B	225705
185	VEC-Y8	200	200PLUSF20	L160		B136B	240357
240	VEC-Y9	200	200PLUSF20	L160		B136B	225871
300	VEC-Y0	250	250PLUSF20	L160		B136B	221583



VF - Cable up to Steel Surface

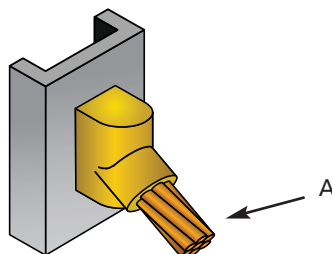
CONDUCTOR A in mm ²	Mould Code	WM Size CADWELD	WM Size CADWELD PLUS	Handle Clamp	Sleeve	Scraper Tool	Article Number Mould
10	VFC-Y1	65	65PLUSF20	L160	H102	B136A	224441
16	VFC-Y2	65	65PLUSF20	L160	H103	B136A	221587
25	VFC-Y1	65	65PLUSF20	L160		B136A	224441
35	VFC-Y2	65	65PLUSF20	L160		B136A	221587
50	VFC-Y3	115	115PLUSF20	L160		B136B	223418
95	VFC-Y5	115	115PLUSF20	L160		B136B	232031
300	VFF-Y0	2 x 150	300PLUSF20	L159		B136B	227055

Cable to Steel Surface



VG - Cable on Surface

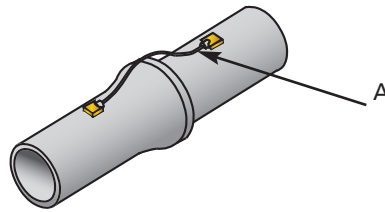
CONDUCTOR A in mm ²	Mould Code	WM Size CADWELD®	WM Size CADWELD® PLUS	Handle Clamp	Sleeve	Scraper Tool	Article Number Mould
10	VGC-Y1	45	45PLUSF20	L160	H102	B136A	228521
16	VGC-Y2	45	45PLUSF20	L160	H103	B136A	224815
25	VGC-Y1	45	45PLUSF20	L160		B136A	228521
35	VGC-Y2	45	45PLUSF20	L160		B136A	224815
50	VGC-Y3	115	115PLUSF20	L160		B136B	222939
8 mm solid	VGC-W6	65	65PLUSF20	L160		B136A	226364
70	VGC-Y4	115	115PLUSF20	L160		B136B	228347
10 mm solid	VGC-W8	115	115PLUSF20	L160		B136B	227115
95	VGC-Y5	150	150PLUSF20	L160		B136B	223076
120	VGC-Y6	150	150PLUSF20	L160		B136B	223609
150	VGC-Y7	200	200PLUSF20	L160		B136B	240327
185	VGC-Y8	250	250PLUSF20	L160		B136B	240359
240	VGD-Y9	2 x 150	300PLUSF20	L159		B136B	221842
300	VGD-Y0	2 x 200	400PLUSF20	L159		B136B	231501



VS - Cable to Vertical Steel

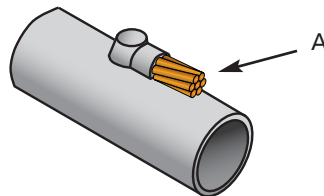
CONDUCTOR A in mm ²	Mould Code	WM Size CADWELD	WM Size CADWELD PLUS	Handle Clamp	Sleeve	Scraper Tool	Article Number Mould
10	VSC-Y1	45	45PLUSF20	L160	H102	B136A	221413
16	VSC-Y2	45	45PLUSF20	L160	H103	B136A	221410
25	VSC-Y1	45	45PLUSF20	L160		B136A	221413
35	VSC-Y2	45	45PLUSF20	L160		B136A	221410
50	VSC-Y3	90	90PLUSF20	L160		B136B	221407
8 mm solid	VSC-W6	90	90PLUSF20	L160		B136B	222885
70	VSC-Y4	90	90PLUSF20	L160		B136B	221405
10 mm solid	VSC-W8	115	115PLUSF20	L160		B136B	224435
95	VSC-Y5	115	115PLUSF20	L160		B136B	221404
120	VSC-Y6	115	115PLUSF20	L160		B136B	221403
150	VSC-Y7	150	150PLUSF20	L160		B136B	221419
185	VSC-Y8	200	200PLUSF20	L160		B136B	221417
240	VSC-Y9	200	200PLUSF20	L160		B136B	221416
300	VSC-Y0	250	250PLUSF20	L160		B136B	223728

Cable to Cast Iron



HB - Cable to Horizontal Steel or Cast Iron

CONDUCTOR A in mm ²	Mould Code	WM Size CADWELD®	WM Size CADWELD® PLUS	Handle Clamp	Sleeve	Scraper Tool	Article Number Mould
2.5	HBA-B3	25 x F19	25PLUSXF19	M129	H105	B136A	223044
4	HBA-B3	25 x F19	25PLUSXF19	M129	H105	B136A	223044
6	HBA-B3	25 x F19	25PLUSXF19	M129	H105	B136A	223044
16	HBA-B3	25 x F19	25PLUSXF19	M129	H105	B136A	223044
10	HBA-Y1	45 x F19	45PLUSXF19	M129	H102	B136A	221861
16	HBA-Y2	45 x F19	45PLUSXF19	M129	H103	B136A	221856
25	HBA-Y1	45 x F19	45PLUSXF19	M129		B136A	221861
35	HBA-Y2	45 x F19	45PLUSXF19	M129		B136A	221856



HA-CA - Cable to Horizontal Steel or Cast Iron Pipe

CONDUCTOR A in mm ²	Mould Code	WM Size CADWELD	WM Size CADWELD PLUS	Handle Clamp	Sleeve	Scraper Tool	Article Number Mould
2.5	HAA-B3-CA	CA15	CA15PLUSF33	M129	H105	B136A	240228
4	HAA-B3-CA	CA15	CA15PLUSF33	M129	H105	B136A	240228
6	HAA-B3-CA	CA15	CA15PLUSF33	M129	H105	B136A	240228
16	HAA-B3-CA	CA15	CA15PLUSF33	M129	H105	B136A	240228
6 mm solid or 10 stranded	HAA-D2-CA	CA15	CA15PLUSF33	M129		B136A	240246
16	HAA-W3-CA	CA25	CA25PLUSF33	M129		B136A	235815
10	HAA-Y1-CA	CA32	CA32PLUSF33	M129	H102	B136A	221466
16	HAA-Y2-CA	CA32	CA32PLUSF33	M129	H103	B136A	231704
25	HAA-Y1-CA	CA32	CA32PLUSF33	M129		B136A	221466
35	HAA-Y2-CA	CA32	CA32PLUSF33	M129		B136A	231704
50	HAA-Y3-CA	CA45	CA45PLUSF33	M129		B136A	223651
70	HAA-Y4-CA	CA65	CA65PLUSF33	M129		B136A	221814

Note:

When making connections to steel pipe, the mould must be adapted to the round steel surface. This is done by adding a letter-code suffix to the mould type.

O.D. in mm	Suffix	O.D. in mm	Suffix	O.D. in mm	Suffix
60 to 70	A	135 to 145	D	300 to 350	M
70 to 90	B	145 to 165	E	350 to 450	N
90 to 105	G	165 to 190	J	450 to 550	O
105 to 115	C	190 to 220	F	550 to 700	P
115 to 125	R	220 to 250	K	700 to 1000	Q
125 to 135	H	250 to 300	L	1000 and >1000	--

Example:

Type HA, 25 mm² copper stranded cable to steel pipe O.D. 100 mm → mold required HAA-Y1-G

Notice:

In some cases, a larger mold might be required when welding on pipe instead of on a flat surface.

Materials, Tools & Accessories

CADWELD® WELDING MATERIAL		
TRADITIONAL	CADWELD® PLUS	QTY. PER BOX
15	15PLUSF20	20
25	25PLUSF20	20
32	32PLUSF20	20
45	45PLUSF20	20
65	65PLUSF20	20
90	90PLUSF20	10
115	115PLUSF20	10
150	150PLUSF20	10
200	200PLUSF20	10
250	250PLUSF20	10
(2) 150	300PLUSF20	10
(2) 200	400PLUSF20	10
500	500PLUSF20	10



Traditional CADWELD®




CADWELD® PLUS



T394
Mold Cleaning Brush



T321
Rasp



T320
Flint Ignitor



T403
Mold Sealer



T314
Cable Cleaning Brush



T313
Card Cleaning Brush



B265
Cable Clamp



T111
Surefire™ Torch Head



L160
Handle Clamps



B160V
Chain Support Clamp



B396
Magnetic Handle Clamp



PLUSCU
CADWELD® PLUS
Control Unit

CADWELD® Welding Material

CADWELD welding material consists of copper oxide and aluminum, packaged by weight (in grams) in plastic tubes. Each tube contains starting material at the bottom of the plastic tube. Welding material is packaged in containers along with metal disks. Standard welding material (F20) is packaged in tubes with clear caps and is used for all grounding connections with the exception of those to cast iron or rail.

CADWELD® PLUS

CADWELD PLUS simplifies the method of making exothermic connections by eliminating the need for starting material or a separate disk. With the CADWELD PLUS Control Unit, welds can be completed 1.8 m or more than 4 m away. Each CADWELD PLUS package is color coded for easy identification.




A graphite mold is used for making most CADWELD® connections. CADWELD molds will generally last an average of 50 or more connections under normal usage.

Price Key and Handle Clamp and/or Frames

- L160 for all molds having a "C", "E", "R" and "Q" mold price key (3" -75 mm -wide molds)
- L159 for all molds having a "D", "F", "J" and "Z" mold price key (4" -100 mm -wide molds)

Pictured below are the molds and / or frames and handles for the various price key molds:



CADWELD® MULTI


A New Evolution In
Exothermic Welding

**NEW
UPGRADED
DESIGN**

CADWELD® MULTI
now performs
connections to
ground rods

**CADWELD® MULTI offers all of the
benefits of CADWELD® connections:**

- Current-carrying capacity equal to that of the conductor
- Permanent molecular bond that will not loosen or corrode
- Works with CADWELD traditional welding material
- Works with CADWELD® PLUS welding material
- Will withstand repeated fault currents
- No external power or heat required
- New ground rod capabilities
 - Visual inspection possible
 - Requires minimal training



*The complete welding system for
improving grounding system
performance, reliability, and
installation convenience.*



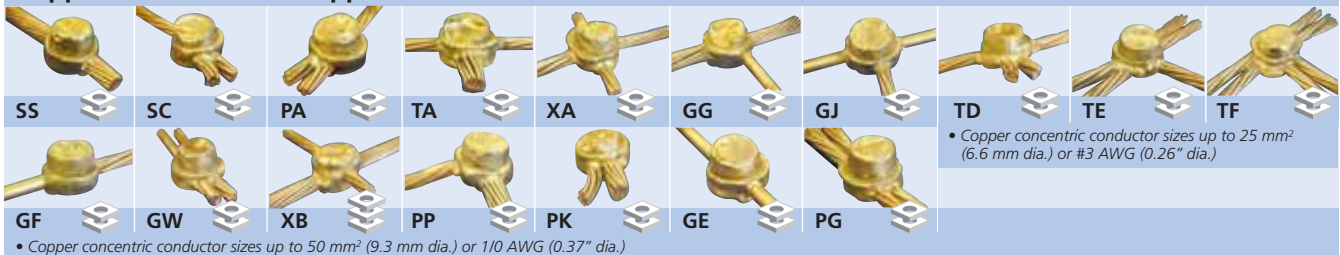
*Welding
material
sold separately.*

The CADWELD MULTI simplifies the exothermic welding process. Make over 30 separate connection types with a single, universal mold, which now enables you to make connections to a ground rod.



CADWELD® MULTI


Copper Cable/Solid to Copper Cable/Solid



Copper Cable/Solid Strip to Rebar




Copper Strip to Copper Strip



Copper Cable/Solid to Copper or Steel Strip/Lug



Galvanized Steel Strip to Galvanized Steel Strip



Ground Rod Connections



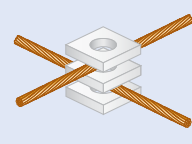
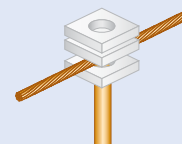
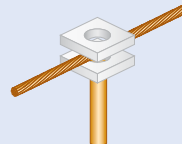
Symbol denotes number of batting (gaskets) required or each connection.



Requires 2 batting layers for weld



Requires 3 batting layers for weld



CADWELD® MULTI Available Items

Part Nr	Article Nr	Description	Weight (kg)
KITCDMV01	167782	CADWELD MULTI Kit	25.000
The CADWELD MULTI kit (KITCDMV01) contains the following list of items:			
FMCDMV01	120883	Handle Clamp	1.800
CDMV01H	240399	Mold for H welds	1.200
CDMV0112	240398	Mold for welds on 1/2 rods	1.200
CDMV0158	240397	Mold for welds on 5/8 rods	1.200
CDMV0134	240396	Mold for welds on 3/4 rods*	1.200
SCDM01	120886	Set of 33 batting/gaskets	0.200
B399P	162070	SKK1 clamp	0.500
TSCSTP	197295	Toolset	2.000
B136B	182030	Slag Removal Spade	0.144
		Language free instruction sheet	
The following items can be used with the CADWELD MULTI Kit (KITCDMV01). They are sold separately.			
T320	165000	Flint Ignitor T320	0.090
90	163040	CADWELD Traditional welding material	0.090
115	163050	CADWELD Traditional welding material	0.115
PLUSCU	165745	Control Unit	1.088
PLUS#90F20	165705	CADWELD PLUS welding material	0.158
PLUS#115F20	165706	CADWELD PLUS welding material	0.185

NOTES:

- * For connections using a 3/4" ground rod, it is necessary to use #115 / 115PLUSF20 weld material (sold separately).
- For all other connection types, use #90 or 90PLUSF20.
- For connections using galvanized material, remove galvanizing before welding, for a better connection.

NEW Products:

A NEW Version of the Kit:

- INCLUDES a complete package of molds
- EXCLUDES welding material, control units, or ignitors

Due to ERICO's continuous product improvement policy, products shown in this catalog are subject to change without notice. If you would like to know more about the benefits of CADWELD MULTI contact ERICO or visit: www.erico.com



www.erico.com



AUSTRALIA

Phone +61-2-9751-8500
Fax +61-2-9475-5334



CHINA

Phone +86-21-3430-4878
Fax +86-21-5831-8177



HUNGARY

Phone +068-00-165-38
Fax +31-13-583-5499



NORWAY

Phone +800-100-73
Fax +800-100-66



SWITZERLAND

Phone +0800-558-697
Fax +0800-559-615



BELGIUM

Phone +0800-757-48
Fax +0800-757-60



DENMARK

Phone +808-89-373
Fax +808-89-372



INDONESIA

Phone +62-21-575-0941
Fax +62-21-575-0942



POLAND

Phone +48-71-374-4022
Fax +48-71-374-4043



THAILAND

Phone +66-2-267-5776
Fax +66-2-636-6988



BRAZIL

Phone +55-11-3623-4333
Fax +55-11-3621-4066



FRANCE

Phone +33-4-77-365-656
Fax +33-4-77-553-789



ITALY

Phone +39-02-8474-2250
Fax +39-02-8474-2251



SINGAPORE

Phone +65-6-268-3433
Fax +65-6-268-1389



**UNITED ARAB
EMIRATES**

Phone +971-4-881-7250
Fax +971-4-881-7270



CANADA

Phone +1-800-677-9089
Fax +1-800-677-8131



GERMANY

Phone +0-800-189-0272
Fax +0-800-189-0274



MEXICO

Phone +52-55-5260-5991
Fax +52-55-5260-3310



SPAIN

Phone +34-93-467-7726
Fax +34-93-467-7725



UNITED KINGDOM

Phone +0808-2344-670
Fax +0808-2344-676



CHILE

Phone +56-2-370-2908
Fax +56-2-370-2914



HONG KONG

Phone +852-2764-8808
Fax +852-2764-4486



NETHERLANDS

Phone +31-13-583-5400
Fax +31-13-583-5499



SWEDEN

Phone +0207-909-08
Fax +0207-989-64



UNITED STATES

Phone +1-440-248-0100
Fax +1-440-248-0723